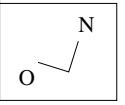


4	●	8	●
5	●	9	●
6	●	10	●
7	●	11	●



NGC 1421

NGC 1357

NGC 1309

34  
Pallas

5 Sep

10

14

15

20

25

30

$\rho^3$

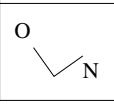
$\rho^2$

$\rho^1$

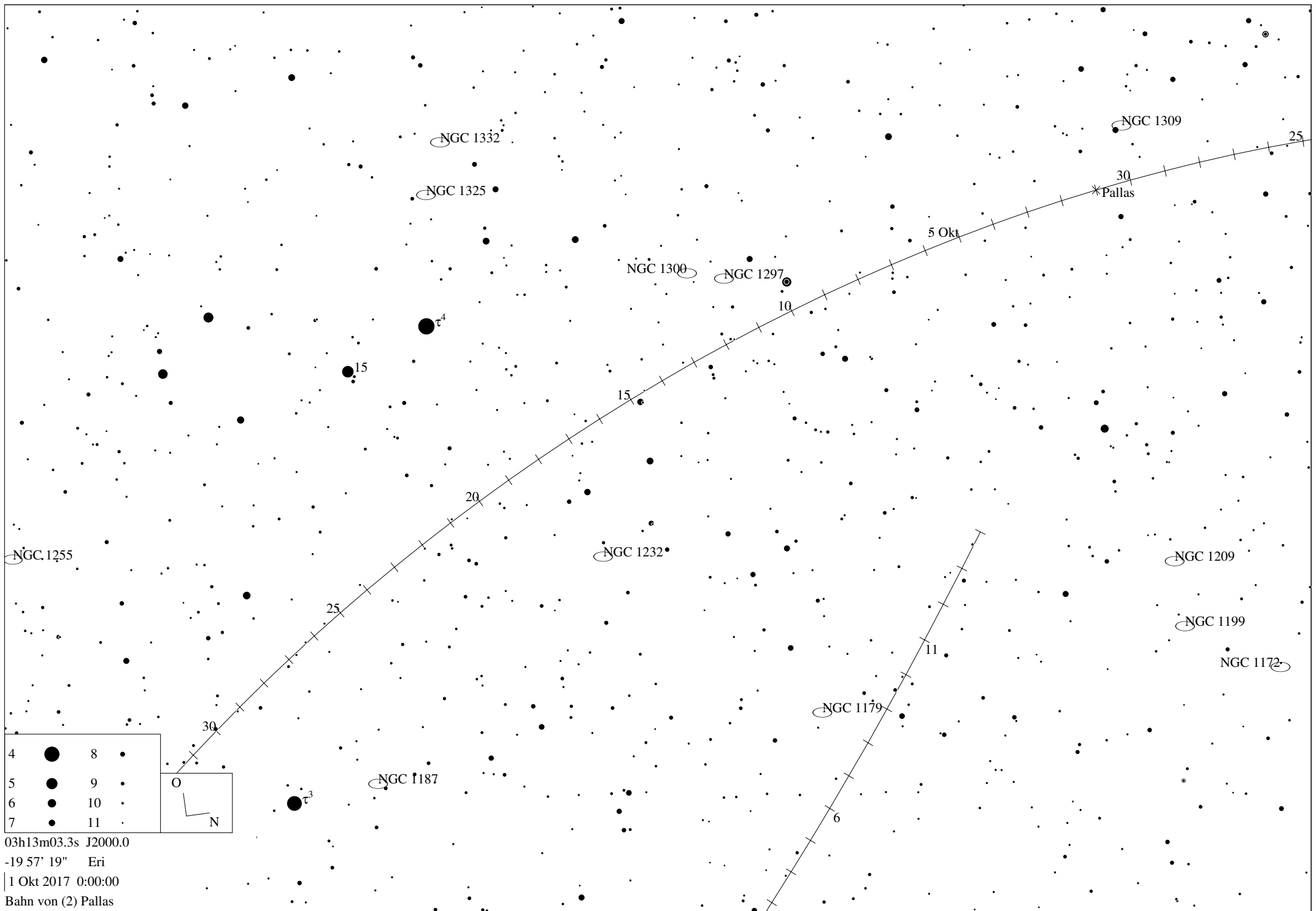
$\eta$

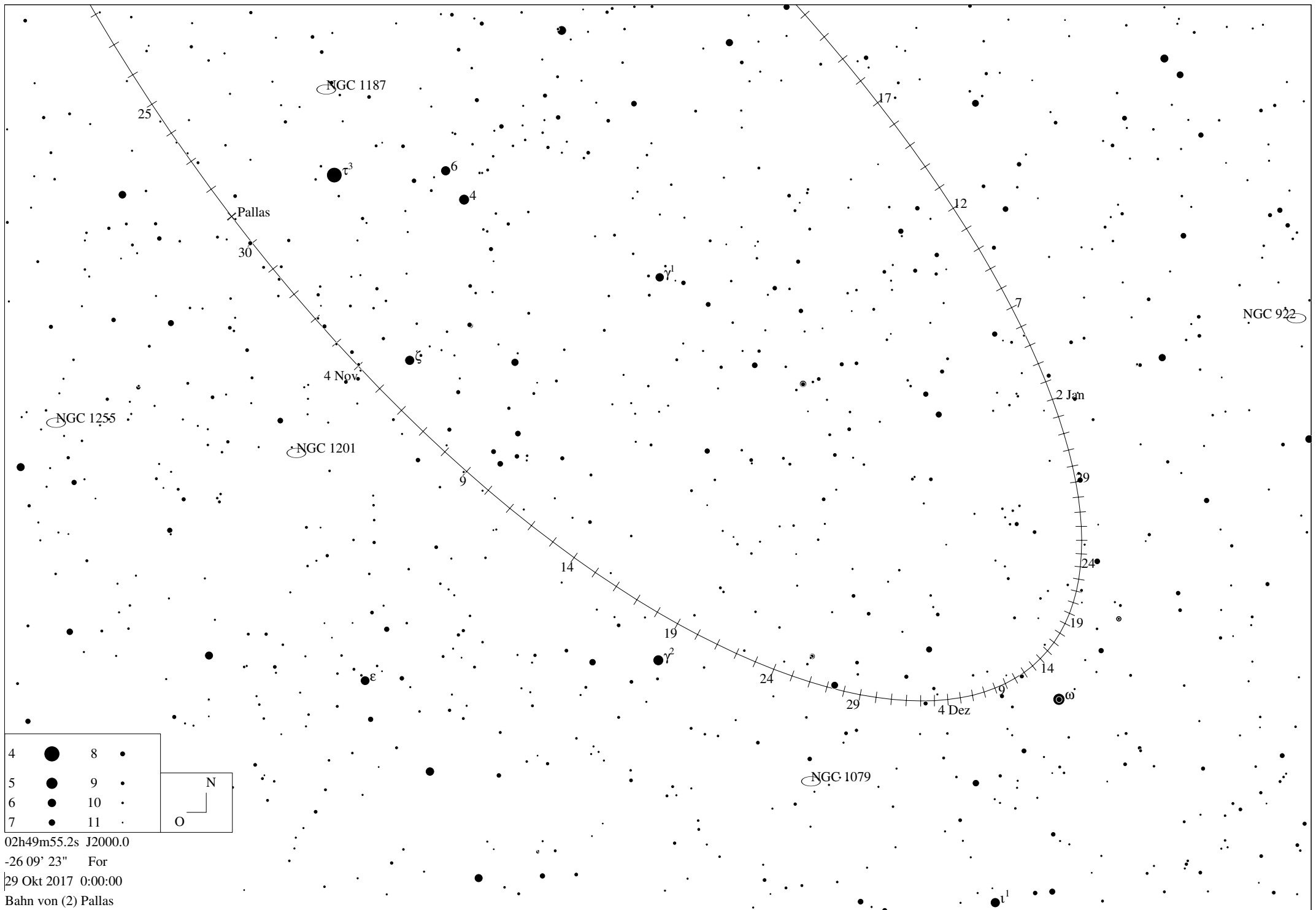
$\sigma$

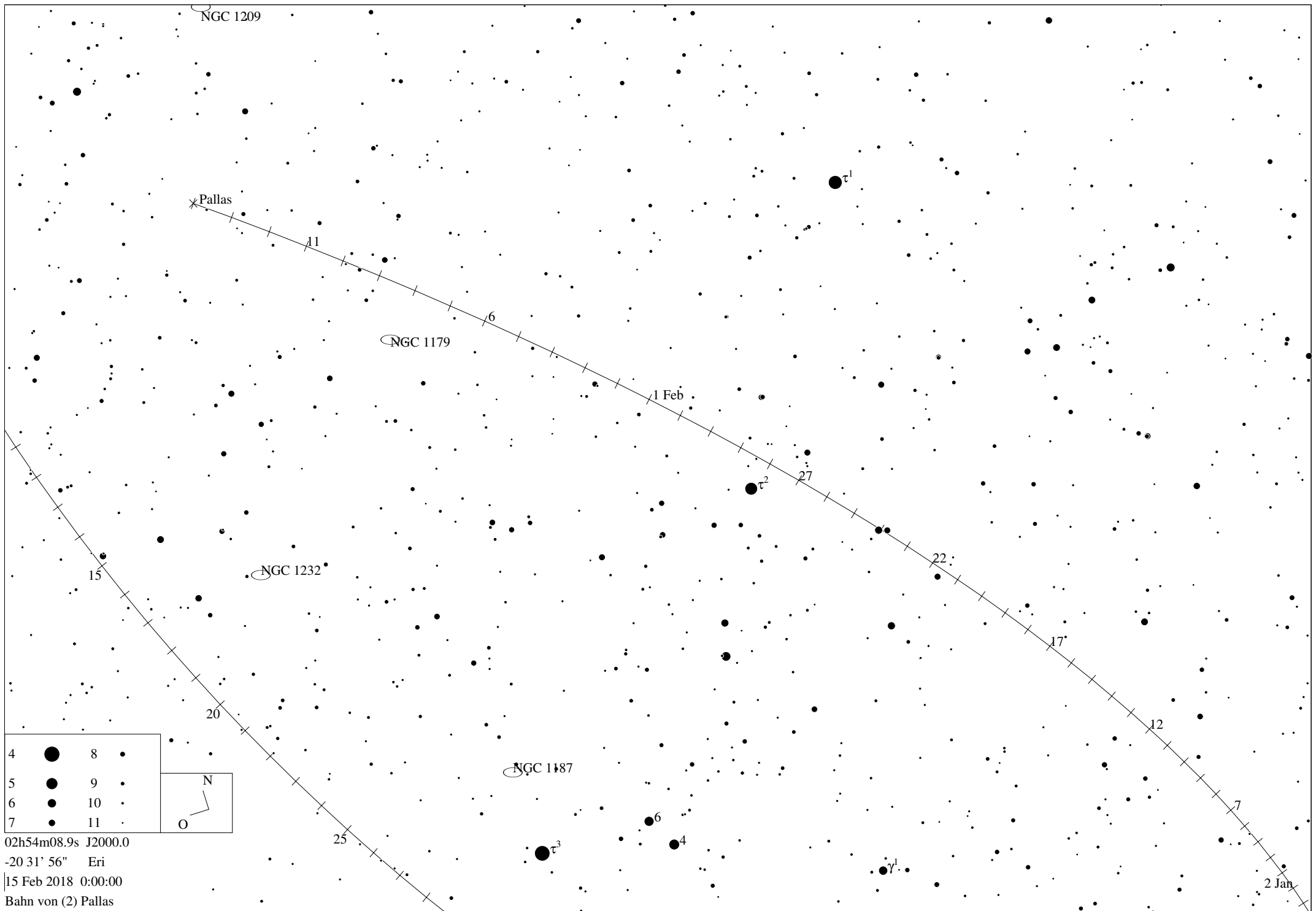
4		8	
5		9	
6		10	
7		11	



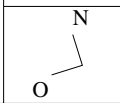
03h15m50.3s J2000.0  
 -11 31' 39" Eri  
 1 Sep 2017 0:00:00  
 Bahn von (2) Pallas







4	●	8	●
5	●	9	●
6	●	10	●
7	●	11	●



02h54m08.9s J2000.0  
 -20 31' 56" Eri  
 15 Feb 2018 0:00:00  
 Bahn von (2) Pallas

2 Jan





## Ephemeride des Kleinplaneten (2) Pallas

Datum	RA	Deklination	r	delta	mag	Elong	Phase	Höhe	Az.	Gesch.	PA	Stb
-----	--	-----	-	-----	---	-----	-----	-----	-----	-----	-----	-----
27 Dez 2017	02h33m14.67s	-26 34' 26.6"	2.4044	1.9478	8.6	105.4	23.2	-9.91	239.23	19.77	7.2	For
28 Dez 2017	02h33m20.15s	-26 26' 36.9"	2.4021	1.9554	8.6	104.8	23.3	-10.31	240.01	20.47	9.6	For
29 Dez 2017	02h33m27.31s	-26 18' 33.8"	2.3999	1.9629	8.7	104.1	23.4	-10.72	240.79	21.19	12.0	For
30 Dez 2017	02h33m36.17s	-26 10' 17.8"	2.3977	1.9705	8.7	103.4	23.5	-11.12	241.57	21.92	14.1	For
31 Dez 2017	02h33m46.69s	-26 01' 49.3"	2.3954	1.9781	8.7	102.7	23.6	-11.52	242.34	22.66	16.1	For
1 Jan 2018	02h33m58.87s	-25 53' 08.6"	2.3932	1.9858	8.7	102.1	23.7	-11.92	243.12	23.41	18.0	For
2 Jan 2018	02h34m12.70s	-25 44' 16.2"	2.3910	1.9935	8.7	101.4	23.8	-12.32	243.89	24.17	19.8	For
3 Jan 2018	02h34m28.17s	-25 35' 12.4"	2.3888	2.0012	8.7	100.8	23.9	-12.71	244.65	24.94	21.5	For
4 Jan 2018	02h34m45.27s	-25 25' 57.6"	2.3866	2.0090	8.7	100.1	23.9	-13.10	245.41	25.71	23.1	For
5 Jan 2018	02h35m03.99s	-25 16' 32.0"	2.3844	2.0167	8.7	99.4	24.0	-13.49	246.18	26.49	24.6	For
6 Jan 2018	02h35m24.31s	-25 06' 56.0"	2.3822	2.0245	8.7	98.8	24.1	-13.87	246.93	27.27	26.0	For
7 Jan 2018	02h35m46.22s	-24 57' 09.9"	2.3800	2.0324	8.7	98.2	24.1	-14.25	247.69	28.05	27.3	For
8 Jan 2018	02h36m09.72s	-24 47' 14.1"	2.3778	2.0402	8.7	97.5	24.2	-14.63	248.44	28.84	28.6	For
9 Jan 2018	02h36m34.80s	-24 37' 08.8"	2.3756	2.0480	8.8	96.9	24.3	-15.01	249.20	29.62	29.8	For
10 Jan 2018	02h37m01.43s	-24 26' 54.5"	2.3734	2.0559	8.8	96.2	24.3	-15.38	249.94	30.40	30.9	For
11 Jan 2018	02h37m29.63s	-24 16' 31.3"	2.3712	2.0638	8.8	95.6	24.4	-15.75	250.69	31.19	32.0	For
12 Jan 2018	02h37m59.36s	-24 05' 59.6"	2.3691	2.0717	8.8	95.0	24.4	-16.12	251.44	31.97	33.1	For
13 Jan 2018	02h38m30.62s	-23 55' 19.7"	2.3669	2.0796	8.8	94.4	24.5	-16.48	252.18	32.74	34.1	For
14 Jan 2018	02h39m03.39s	-23 44' 31.9"	2.3648	2.0874	8.8	93.7	24.5	-16.84	252.92	33.51	35.1	Cet
15 Jan 2018	02h39m37.67s	-23 33' 36.6"	2.3626	2.0954	8.8	93.1	24.6	-17.20	253.66	34.28	36.0	Cet
16 Jan 2018	02h40m13.43s	-23 22' 34.0"	2.3605	2.1033	8.8	92.5	24.6	-17.56	254.40	35.04	36.9	Cet
17 Jan 2018	02h40m50.67s	-23 11' 24.3"	2.3583	2.1112	8.8	91.9	24.6	-17.91	255.14	35.80	37.7	Cet
18 Jan 2018	02h41m29.37s	-23 00' 08.0"	2.3562	2.1191	8.8	91.3	24.7	-18.26	255.87	36.55	38.6	Cet
19 Jan 2018	02h42m09.51s	-22 48' 45.3"	2.3541	2.1270	8.8	90.7	24.7	-18.61	256.61	37.30	39.4	Cet
20 Jan 2018	02h42m51.08s	-22 37' 16.4"	2.3520	2.1349	8.8	90.1	24.7	-18.95	257.34	38.04	40.1	Cet
21 Jan 2018	02h43m34.05s	-22 25' 41.7"	2.3498	2.1427	8.8	89.5	24.8	-19.29	258.07	38.77	40.9	Cet
22 Jan 2018	02h44m18.43s	-22 14' 01.4"	2.3477	2.1506	8.9	88.9	24.8	-19.62	258.80	39.50	41.6	Cet
23 Jan 2018	02h45m04.18s	-22 02' 15.8"	2.3456	2.1585	8.9	88.3	24.8	-19.96	259.53	40.21	42.3	Eri
24 Jan 2018	02h45m51.29s	-21 50' 25.2"	2.3435	2.1663	8.9	87.7	24.8	-20.29	260.26	40.92	43.0	Eri
25 Jan 2018	02h46m39.74s	-21 38' 29.7"	2.3415	2.1742	8.9	87.1	24.8	-20.61	260.98	41.63	43.6	Eri
26 Jan 2018	02h47m29.51s	-21 26' 29.7"	2.3394	2.1820	8.9	86.6	24.8	-20.94	261.71	42.32	44.2	Eri
27 Jan 2018	02h48m20.59s	-21 14' 25.4"	2.3373	2.1898	8.9	86.0	24.9	-21.26	262.43	43.00	44.8	Eri
28 Jan 2018	02h49m12.96s	-21 02' 16.9"	2.3352	2.1976	8.9	85.4	24.9	-21.57	263.16	43.68	45.4	Eri
29 Jan 2018	02h50m06.59s	-20 50' 04.7"	2.3332	2.2054	8.9	84.8	24.9	-21.89	263.88	44.35	46.0	Eri
30 Jan 2018	02h51m01.48s	-20 37' 48.7"	2.3311	2.2131	8.9	84.3	24.9	-22.20	264.60	45.01	46.6	Eri
31 Jan 2018	02h51m57.60s	-20 25' 29.3"	2.3291	2.2208	8.9	83.7	24.9	-22.50	265.32	45.66	47.1	Eri
1 Feb 2018	02h52m54.94s	-20 13' 06.6"	2.3270	2.2285	8.9	83.2	24.9	-22.81	266.04	46.31	47.6	Eri
2 Feb 2018	02h53m53.48s	-20 00' 40.8"	2.3250	2.2362	8.9	82.6	24.9	-23.11	266.76	46.95	48.1	Eri
3 Feb 2018	02h54m53.21s	-19 48' 12.1"	2.3230	2.2439	8.9	82.1	24.8	-23.40	267.48	47.59	48.6	Eri
4 Feb 2018	02h55m54.11s	-19 35' 40.6"	2.3210	2.2515	8.9	81.5	24.8	-23.70	268.19	48.22	49.1	Eri
5 Feb 2018	02h56m56.18s	-19 23' 06.6"	2.3190	2.2592	8.9	81.0	24.8	-23.99	268.91	48.84	49.6	Eri
6 Feb 2018	02h57m59.39s	-19 10' 30.1"	2.3169	2.2667	8.9	80.4	24.8	-24.27	269.63	49.46	50.0	Eri
7 Feb 2018	02h59m03.75s	-18 57' 51.3"	2.3150	2.2743	8.9	79.9	24.8	-24.56	270.34	50.07	50.5	Eri
8 Feb 2018	03h00m09.22s	-18 45' 10.5"	2.3130	2.2819	8.9	79.4	24.8	-24.83	271.06	50.67	51.0	Eri
9 Feb 2018	03h01m15.81s	-18 32' 27.8"	2.3110	2.2894	9.0	78.8	24.8	-25.11	271.77	51.27	51.4	Eri
10 Feb 2018	03h02m23.51s	-18 19' 43.3"	2.3090	2.2969	9.0	78.3	24.7	-25.38	272.49	51.86	51.8	Eri
11 Feb 2018	03h03m32.28s	-18 06' 57.3"	2.3070	2.3043	9.0	77.8	24.7	-25.65	273.20	52.45	52.2	Eri
12 Feb 2018	03h04m42.14s	-17 54' 09.9"	2.3051	2.3118	9.0	77.3	24.7	-25.92	273.91	53.03	52.7	Eri
13 Feb 2018	03h05m53.06s	-17 41' 21.3"	2.3031	2.3192	9.0	76.8	24.7	-26.18	274.62	53.60	53.1	Eri
14 Feb 2018	03h07m05.02s	-17 28' 31.6"	2.3012	2.3265	9.0	76.2	24.6	-26.43	275.33	54.17	53.5	Eri
15 Feb 2018	03h08m18.03s	-17 15' 41.0"	2.2993	2.3339	9.0	75.7	24.6	-26.69	276.04	54.73	53.9	Eri